CAN YOU SEE THE AIRPLANES? THE ADJACENT SAMPLES SHOW THREE DIFFERENT LEVELS OF SHADING. SETTINGS FOR VIEWING AND PRINTING DRAWING CONTENT ARE OPTIMIZED WHEN ALL THREE PLANES ARE VISIBLE. THIS GUIDANCE IS PROVIDED FOR REFERENCE ONLY.

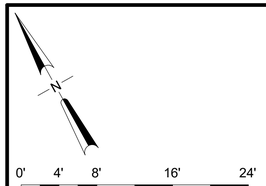

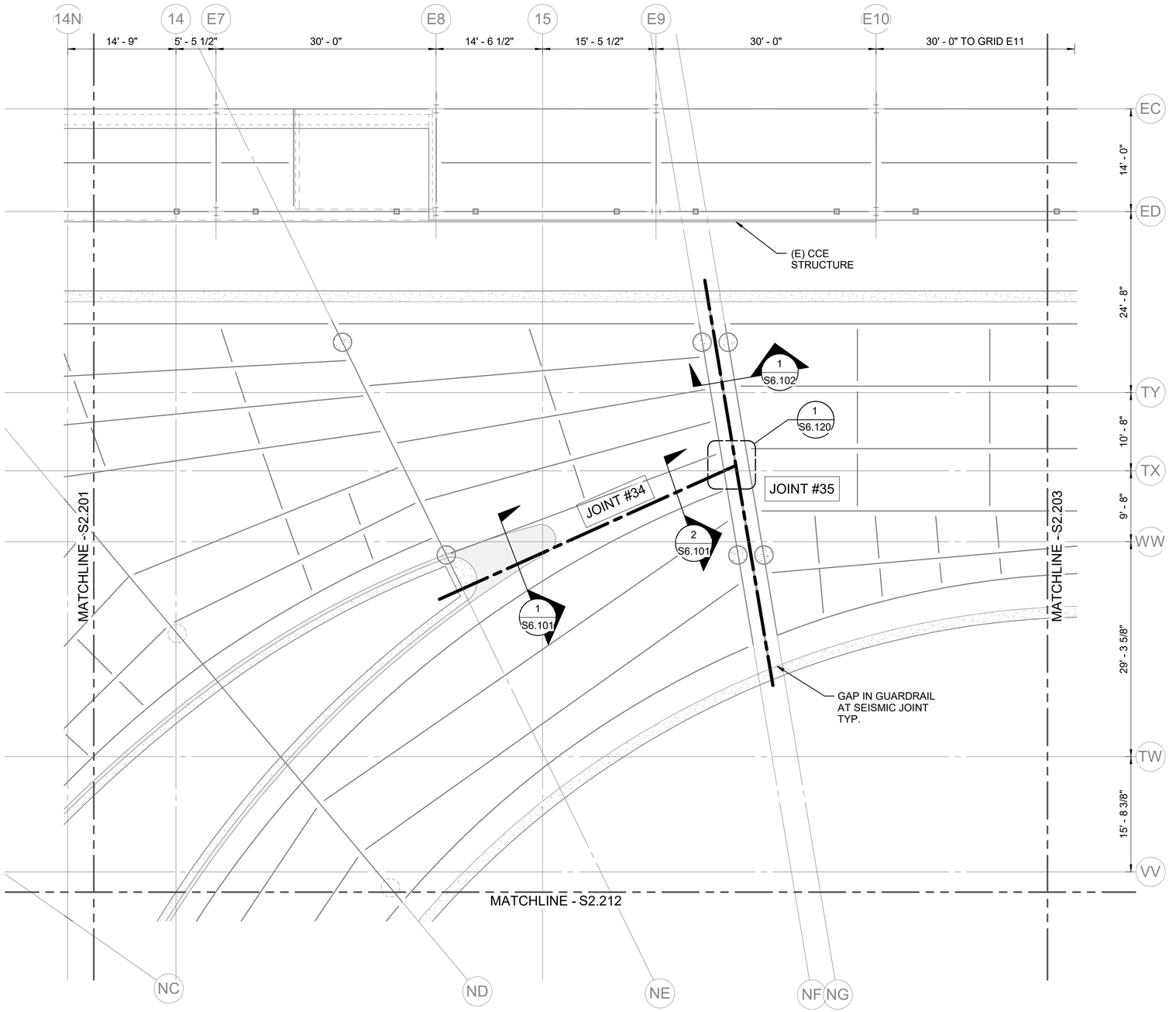

1 ENPLANING - FRAMING PLAN - SECTION 02
SCALE: 1/8" = 1'-0"

NOTE(S):

1. CONTRACTOR TO VERIFY ALL EXISTING CONDITIONS, DIMENSIONS, AND ELEVATIONS PRIOR TO FABRICATION AND ERECTION. NOTIFY ARCHITECT AND PORT OF ANY SIGNIFICANT DISCREPANCIES FROM THOSE SHOWN ON THE DRAWINGS.
2. CONTRACTOR TO SHORE ALL EXISTING FRAMING AS REQUIRED FOR DEMOLITION AND RE-FRAMING WORK.
3. ALL EXPOSED FRAMING SHALL BE INSPECTED FOR CRACKS AND DAMAGE BY THE CONTRACTOR AND FINDINGS REPORTED TO THE ARCHITECT AND PORT.
4. CLEAN AND REPAIR EXISTING ROADWAY GUTTERS (WHERE OCCURS) SEE DETAILS AND SPECIFICATIONS.

LEGEND:

(E)	INDICATES EXISTING.
	INDICATES EXISTING STRUCTURE.
EL. XXX'-XX"	INDICATES TOP OF SLAB ELEVATION.
	INDICATES AREA OF OVERFRAMED SIDEWALK.
	INDICATES LOCATION OF CONC. CURB / CRASH WALL.
	INDICATES SEISMIC JOIST.
	INDICATES FACE OF ENVELOPE BELOW (DEPLANING).
	FACE OF ENVELOPE AT ENPLANING.

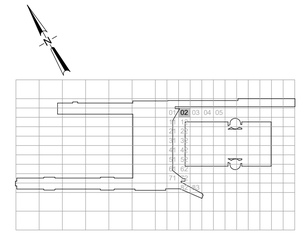

KEY PLAN
SCALE: N.T.S.

DRAWING SCALE IS REDUCED 50% WHEN SHEET SIZE IS 11" x 17". 0 1/4" 1/2" 1" 2" GRAPHIC SCALE-FOR REFERENCE ONLY

NO.	DATE	BY	REVISIONS	APP

NO.	DATE	BY	REVISIONS	APP

Port of Portland

mwa architects
501 SE 14TH AVE., SUITE 103
PORTLAND, OR 97214
P 503.973.5151 - F 503.973.5060

kpff
111 SW Fifth Ave., Suite 2600
Portland, OR 97204
O 503.227.3251 - F 503.227.7980

2025D018 DESIGN NUMBER

102970 PROJECT NUMBER

STRUCTURAL REGISTERED PROFESSIONAL ENGINEER 19608 DIGITALLY SIGNED OREGON NOV. 14, 2006 CRAIG J. TOTTEN EXPIRES 06-30-26

PORTLAND INTERNATIONAL AIRPORT

TERMINAL UPPER ROADWAY JOINT REPLACEMENT

ENPLANING - FRAMING PLAN - SECTOR 02

SUBMITTED BY	JAY OSTLUND
DESIGN BY	S. THOMAS
DRAWN BY	J. DE BOER
CHECKED BY	C. TOTTEN
DATE	OCTOBER 2026
SHEET NO.	22
TYPE:	CD
DRAWING NO.	PDX 2026-514
DISC. SHT. NO.	S2.202